

4.2.5 - Urinals

http://www7.mississauga.ca/Departments/Marketing/Websites/Accessibility/Mississauga_FADS.html#a4.2.5

4.2.5 - Rationale

A *clear floor space* is required in front of urinals to manoeuvre a mobility device. The provision of grab bars may assist an individual in rising from a seated position and to steady themselves. Floor-mounted urinals accommodate children and persons of short stature as well as enable easier access to drain personal care devices. Flush controls should be lever-style or automatic (preferred).

Strong colour contrasts between the urinal, the wall and the floor will assist persons with vision loss/no vision.

4.2.5 - Application

Where urinals are provided in an *accessible* toilet or bathing *facility*, at least one shall comply with this section.

4.2.5 - Design Requirements

Urinals shall

- be designed at floor level with no step in front of the fixture;
- be wall-mounted with an elongated rim located no higher than 430 mm (17 in.) above the finished floor or floor-mounted with the rim at the finished floor level;
- be at least 345 mm (13-1/2 in.) deep, measured from the outer face of the urinal rim to the back of the fixture;
- have a *clear floor space* of 810 mm x 1370 mm (32 in. x 54 in.) provided in front of the urinal to allow for a forward approach that shall adjoin or overlap an *accessible route* which complies with [4.1.1](#).

Urinals shall be at least 345 mm (13-1/2 in.) deep, measured from the outer face of the urinal rim to the back of the fixture.

Where privacy screens are provided

- they shall be mounted at least 460 mm (18 in.) from the centre line of the urinal;
- they shall incorporate a pronounced colour contrast, to differentiate them from the surrounding environment, with a vertical outer edge that contrasts with the screen and the surrounding environment; and
- there shall be a clearance of at least 50 mm (2 in.) from the grab bar.

Urinals shall have grab bars installed on each side that

- comply with [4.2.10](#);
- are not less than 600 mm (23-5/8 in.) long;
- are mounted vertically
 - not less than 380 mm (15 in.) and not more than 400 mm (15-3/4 in.) from the centre line of the urinal; and
 - has its centre line 1000mm above the inished floor

Flush controls shall be hand- operated or automatic, mounted at no more than 1100 mm (43-1/4 in.) above the finished floor, and shall comply with [4.4.2](#).

Where a washroom contains more than two urinals, one urinal shall be provided specifically for children that is

- installed with the rim no higher than 430 mm (17 in.) from the finished floor: or
- floor-mounted, with the rim level at the finished floor

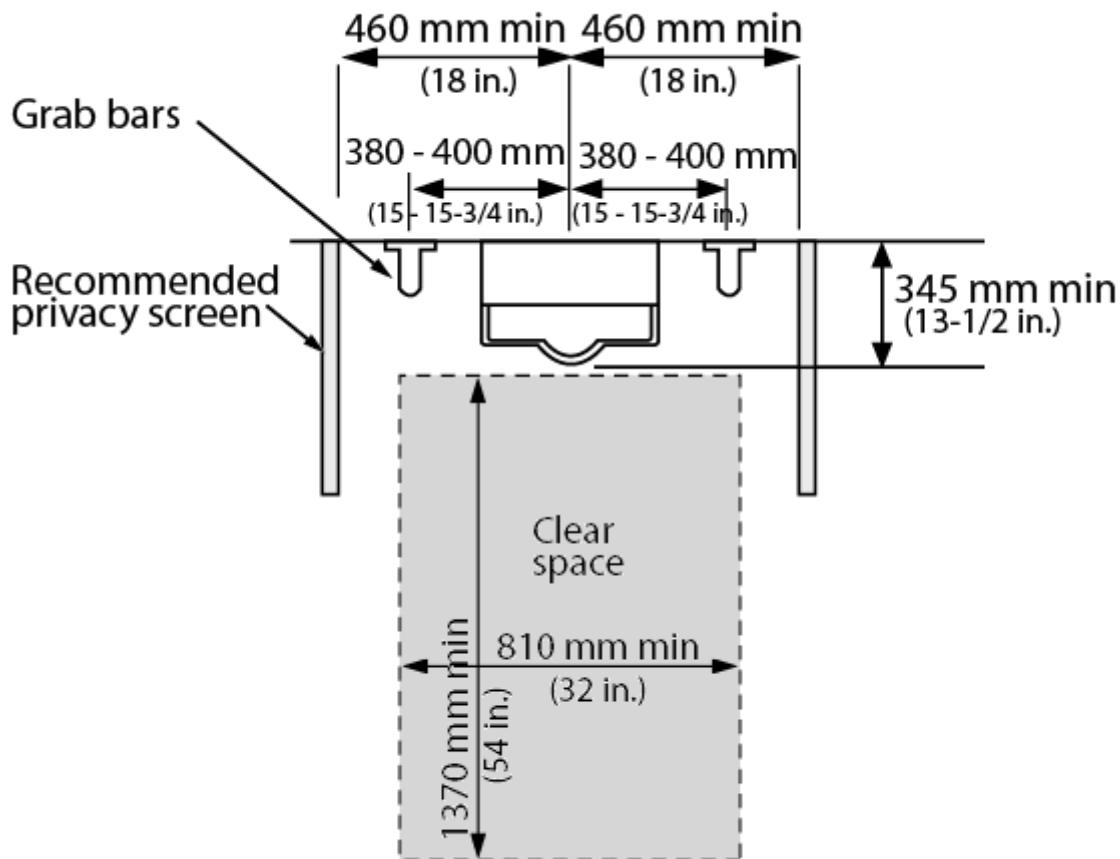


Figure 4.2.5.1 Urinal

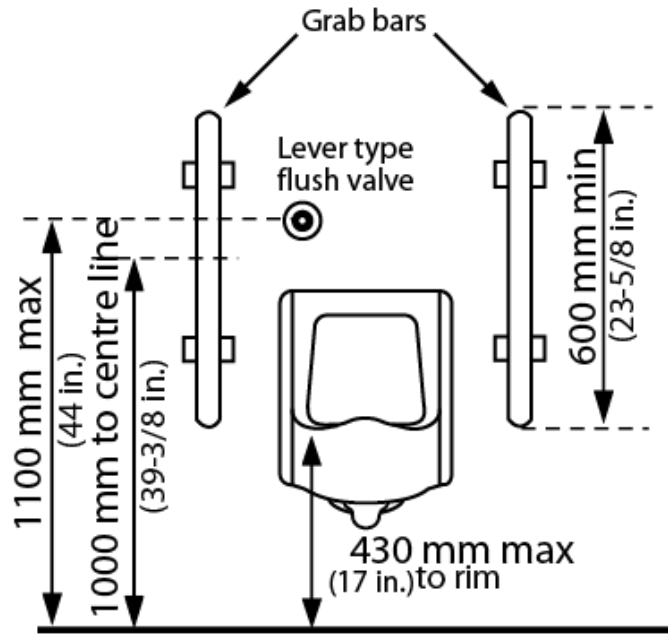
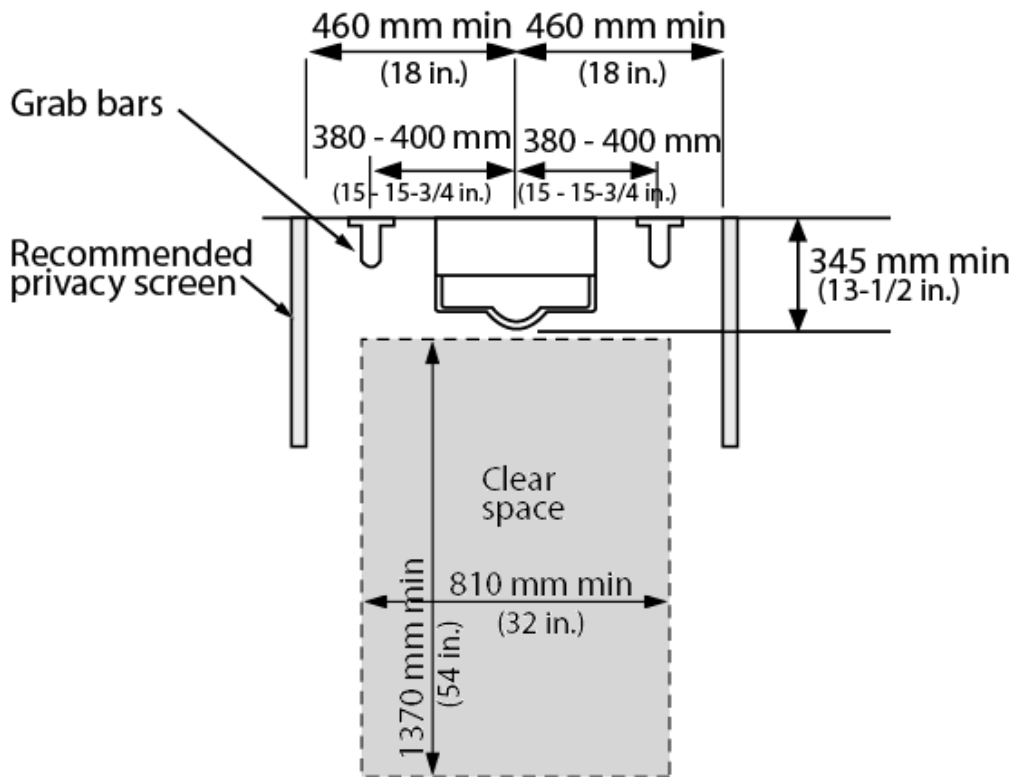


Figure 4.2.5.2 Urinal



Adult Size Changing Tables

4.2.7 - Application

Universal washrooms shall comply with this section.

At least one universal washroom, in addition to any *accessible public use* or *common use* toilets, shall be provided

- in all public buildings; and
- on every floor level in assembly buildings where the floor incorporates common or *public use* washroom facilities containing four or more toilet and/or urinal fixtures.

The minimum number of universal washrooms per building shall be:

- 1 for buildings 1 - 3 storeys;
- 2 for buildings 4 - 6 storeys; or
- 3 for buildings over 6 storeys, plus 1 for each additional increment of 3 storeys.

If universal washrooms are not visible from the *public use* or *common use* toilets, directional *signage* complying with [4.4.7](#) shall be provided.

4.2.7 - Design Requirements

http://www7.mississauga.ca/Departments/Marketing/Websites/Accessibility/Mississauga_FADS.html#a4.2.7

Universal washrooms shall

- be on an *accessible route* in compliance with [4.1.4](#);
- be identified with *signage* in compliance with applicable provisions of [4.4.7](#);
- be designed to permit a wheelchair to turn within an open *space* that has a diameter of not less than 2440 mm (96 in.). In a retrofit situation where providing the required turning space is *technically infeasible*, the turning *space* may be reduced to not less than 2130 mm (84 in.) with priority given to allow enough clear *space* between the toilet and the lavatory;
- be equipped with a door that
 - complies with [4.1.6](#);
 - is equipped with a power operator;
 - can be locked from the inside
 - with a closed fist;
 - without tight grasping, pinching or twisting of the wrist; and
 - with a force less than 22 N (5lbf);
 - has latch operating and locking mechanisms located not less than 900 mm (35-1/2 in.) and not more than 1000 mm (39-3/8 in.) above the floor;

- where equipped with a power locking mechanism, have:
 - a push-to-lock button on the inside;
 - a push-to-unlock button on the inside that also activates the power door operator;
 - *signage* indicating the door locking/unlocking procedures installed next to the locking/unlocking buttons;
 - a sign on the inside that is illuminated with the word "LOCKED" when the door is locked; and
 - a sign on the outside that is illuminated with the words "IN USE" when the door is locked;
- can be released from the outside or other means provided for door to be opened from the outside in case of emergency;
- be provided with a lavatory conforming to [4.2.4](#);
- be equipped with a toilet fixture conforming to [4.2.3](#);
- be equipped with flush controls and other elements conforming to [4.2.3](#);
- be equipped with grab bars conforming to [4.2.3](#) and [4.2.10](#);
- have fixture clearances conforming to [4.2.3](#) and [4.2.4](#);
- provided with a clear transfer space adjacent to the toilet fixture, as required by [4.4.7](#);
- be equipped with
 - a collapsible coat hook mounted not more than 1200 mm (47 in.) from the floor on a side wall and projecting not more than 50 mm (2 in.) from the wall;
 - a mirror and washroom accessories complying with [4.2.6](#); and
 - a shelf mounted not more than 1200 mm (47 in.) above finished floor;
- have lighting controlled by a motion sensor; and
- where provided, drop-down grab bars shall comply with [4.2.3](#).

Universal washrooms shall incorporate an emergency call system linked to an on-site central monitoring location. The emergency call (where applicable) shall also

- be equipped with audible and visual signals both inside and outside washroom;
- be activated by a control device inside washroom typically within reach of the toilet; and
- have a sign that reads IN THE EVENT OF EMERGENCY PUSH EMERGENCY BUTTON AND AUDIBLE AND VISUAL SIGNAL WILL ACTIVATE in letters at least 25 mm (1 in.) high with a 5 mm (1/4 in) stroke and that is posted above the emergency button.

For park washrooms, where there is no connection to a central monitoring location, localized visual and audible alarms shall be provided.

Universal washrooms shall incorporate a change table

- at least 810 mm (32 in.) wide by 1830 (72 in.) long;
- with an adjustable surface height range of 450 - 500 mm (17-3/4 in. to 19-5/8 in.) at low range and 850 - 900 mm (33 - 35-1/2 in.) at high range;

- with an adjacent *clear floor space* not less than 900 mm (35-1/2 in.) along the entire length of the change table;
- designed to carry a minimum load of 1.33 kN (300 lbs.);
- located on an *accessible route* in compliance with [4.1.4](#); and
- if of the fold-down type, have no *operable portions* higher than 1200 mm (47 in.).

Exception: Where another universal washroom with an adult-sized change table is provided on the same floor level within 45m (147 ft. 8 in.).

Exception: A fixed adult change table may be installed in a park washroom building.

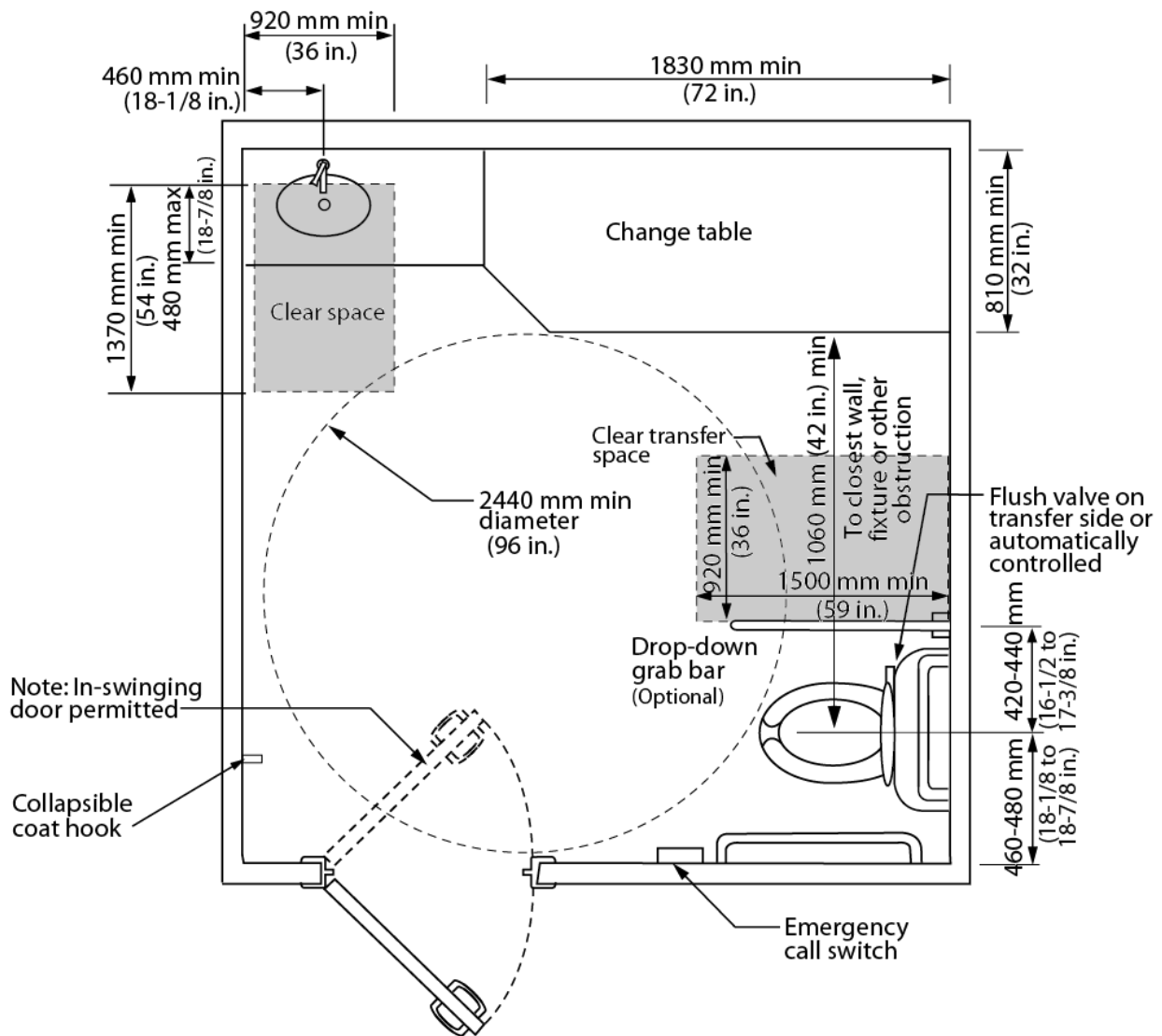


Figure 4.2.7.1 Universal Washroom

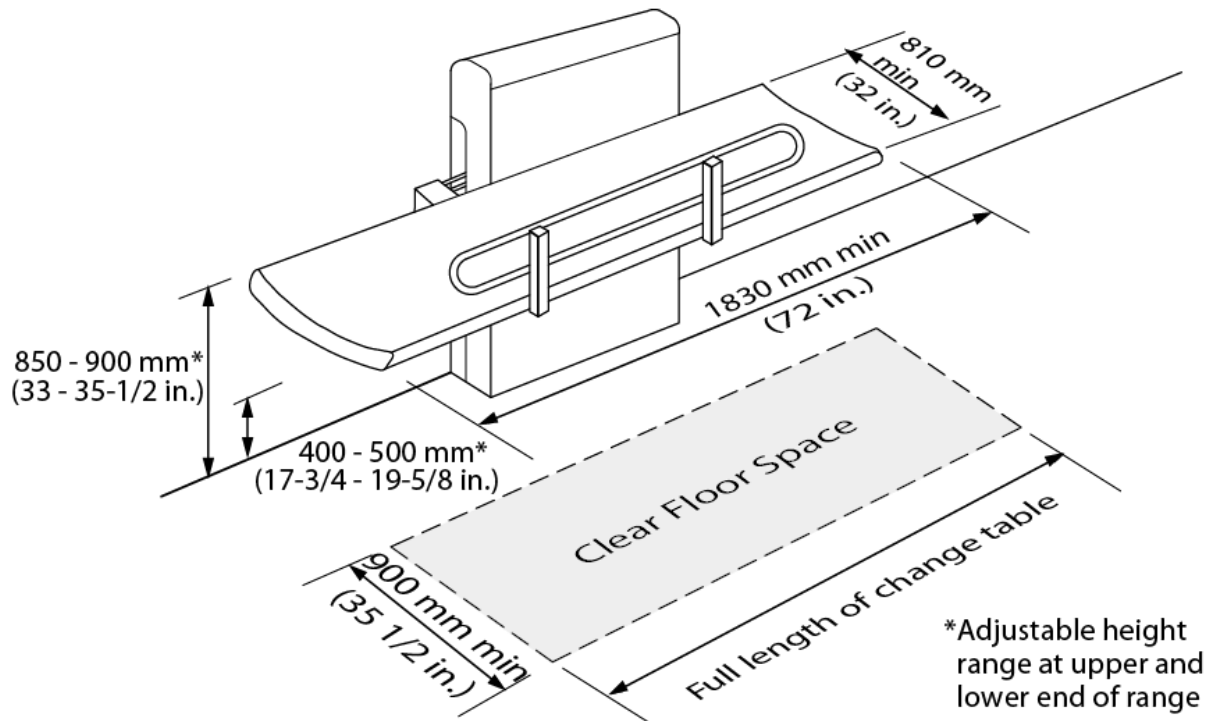


Figure 4.2.7.2 Adult Change Table

Optional:

- be equipped with a fold-down grab bar at least 760 mm (30 in.) in length at the open side of the toilet, mounted 420 - 440 mm (16-1/2 - 17-3/8 in.) from the centre line of the toilet and 630 - 690 mm (24-3/4 - 27-1/8 in.) above the floor.

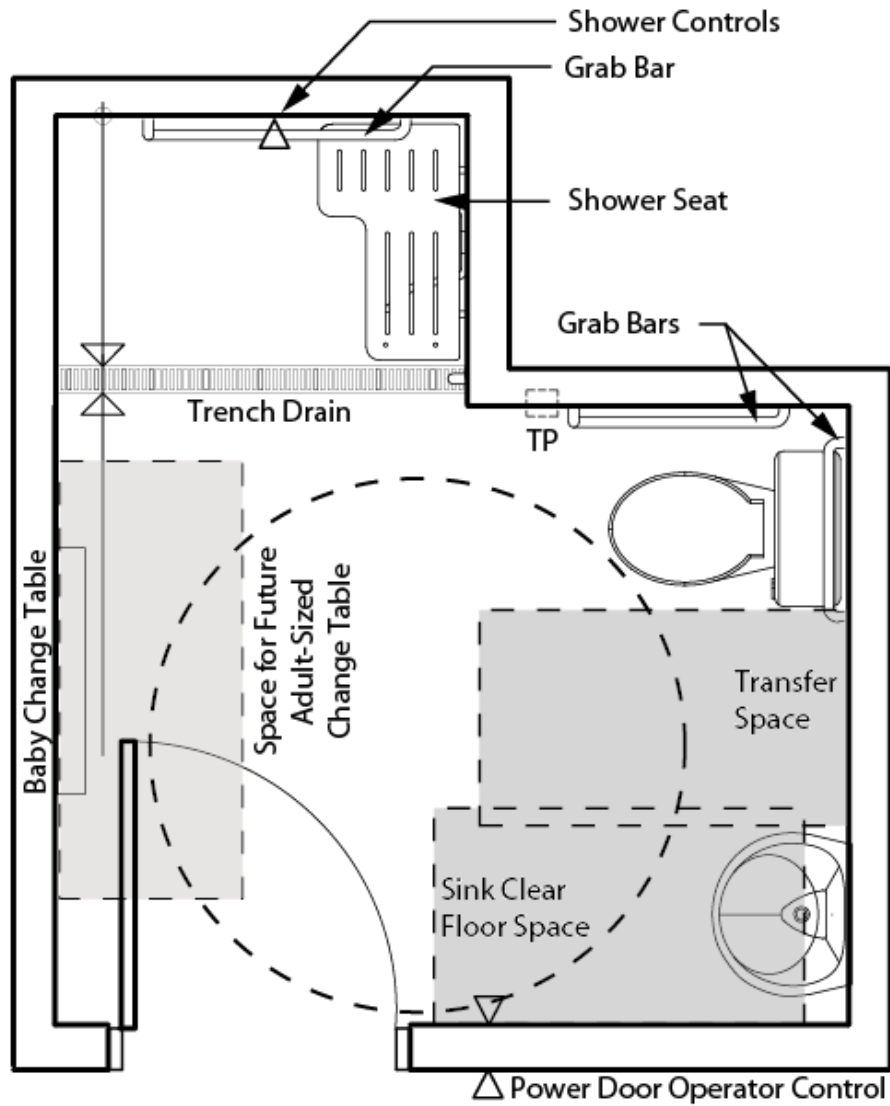


Figure 4.5.11.2 Universal Washroom - **New Construction**

http://www7.mississauga.ca/Departments/Marketing/Websites/Accessibility/Mississauga_FADS.html#aAppxA

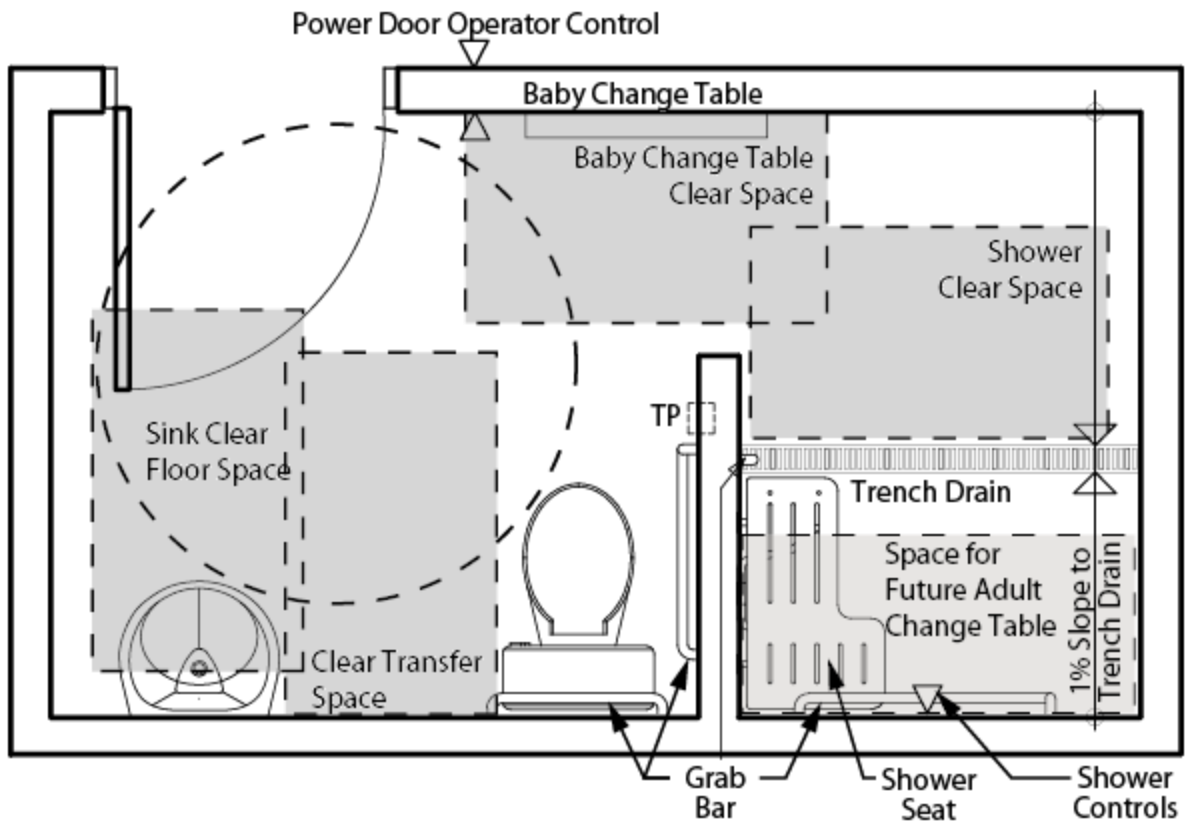


Figure 4.5.11.1 Universal Washroom - Renovation

4.3.10 - Lockers and Baggage Storage

http://www7.mississauga.ca/Departments/Marketing/Websites/Accessibility/Mississauga_FADS.html#a4.3.10

4.3.10 - Rationale

In schools, recreational *facilities*, transit *facilities*, etc., or wherever public or private storage lockers are provided, at least some of the storage units should be *accessible* by a person using a wheelchair or scooter.

It is preferred to provide an *accessible* bench in close proximity to *accessible* lockers.

The provision of lockers at lower heights serves the reach restrictions of children or a person using a wheelchair or scooter. The operating mechanisms should also be at an appropriate height and operable by individuals with restrictions in hand dexterity (ie. operable with a closed fist).

4.3.10 - Application

If lockers or baggage storage units are provided in *accessible* public or *common use* areas, at least 10%, but not less than one, of the lockers or baggage storage units shall comply with this section.

4.3.10 - Design Requirements

Accessible lockers and baggage storage units shall be located on an *accessible route* complying with [4.1.4](#).

Accessible lockers and baggage storage units shall have their bottom shelf no lower than 230 mm (9 in.) and their top shelf no higher than 1200 mm (47 in.) above the floor or ground.

Locks for *accessible* lockers and baggage storage units shall be mounted no higher than 1060 mm (42 in.) from the floor or ground and shall comply with [4.4.2](#).

Unless all lockers are *accessible*, *accessible* lockers shall be identified with an International Symbol of Access or equivalent.

Numbers or names on all lockers and baggage storage units should be in clearly legible lettering, raised or recessed and of a highly contrasting colour or tone (in compliance with the relevant parts of [4.4.7](#)).

Baggage racks or carousels for suitcases, etc. shall have the platform surface no higher than 460 mm (18 in.) from the floor and shall incorporate a continuous colour-contrasting strip at the edge of the platform surface.

Aisle *spaces* in front of lockers, baggage compartments and carousels should be a minimum of 1370 mm (54 in.) deep and 810 mm (32 in.) wide, to permit forward and lateral approach by a person using a wheelchair or scooter.

Where an *accessible* bench is installed near *accessible* lockers, grab bars shall be installed where practicable.

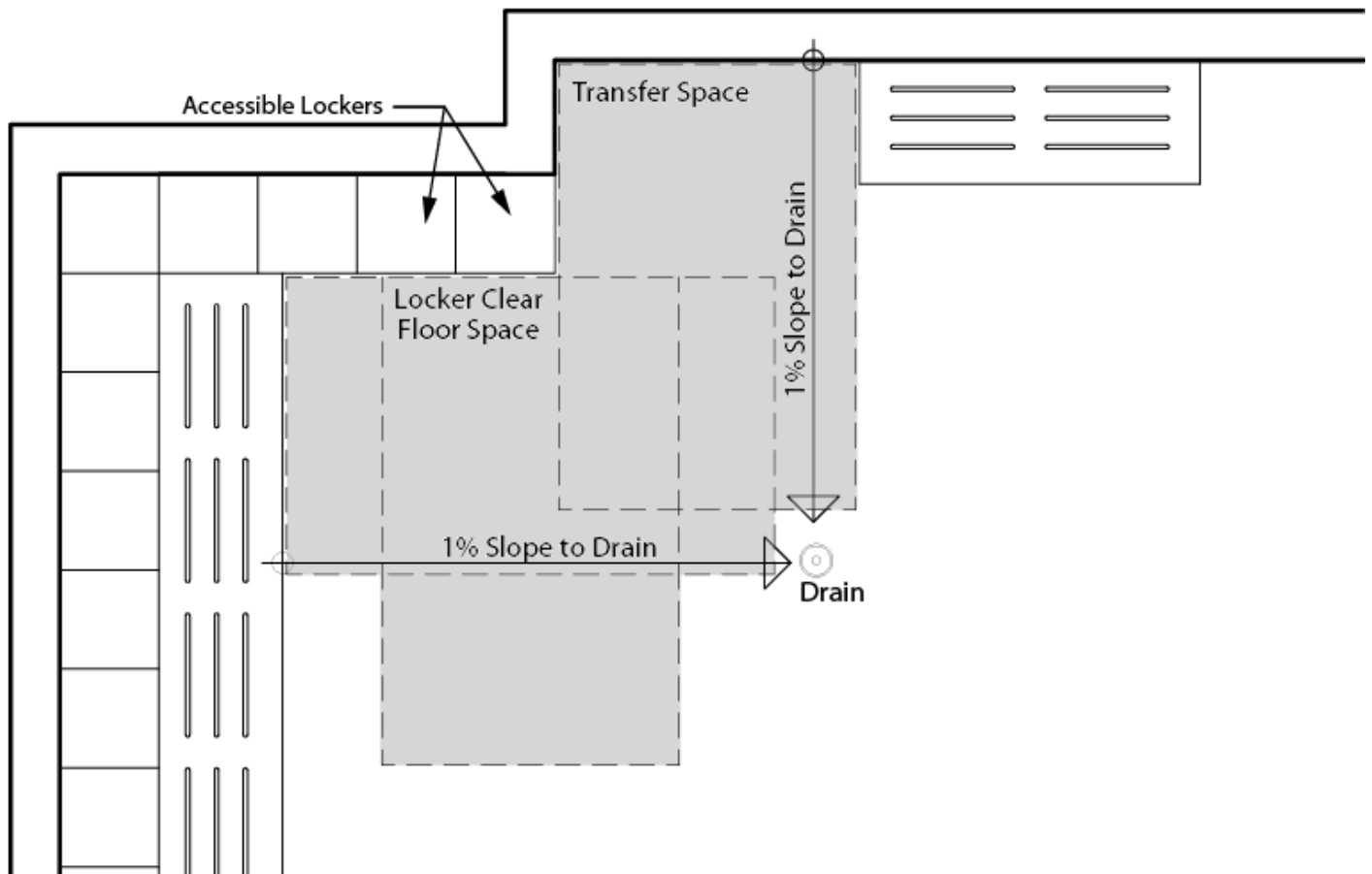


Figure 4.3.10.1 Locker Room Clear Floor Space Requirements

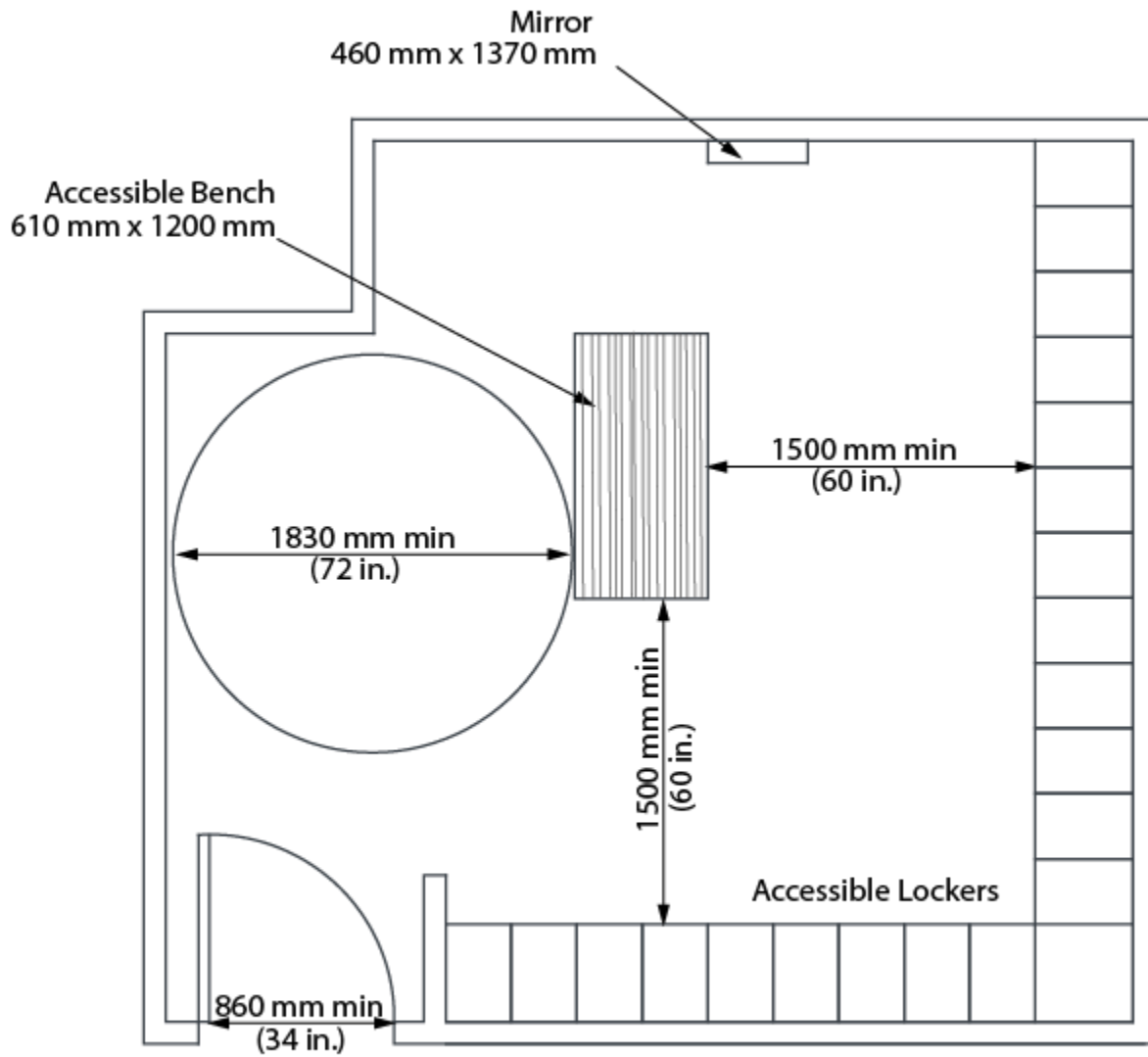


Figure 4.3.10.2 Locker Room Sample Layout

4.3.10 - Related Sections